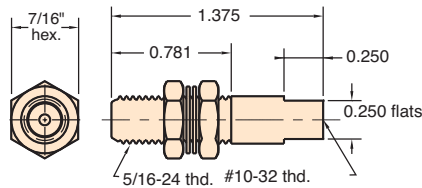


All fittings are Brass

## Valve Body



| Part No.               | Description |
|------------------------|-------------|
| <a href="#">MQC-V3</a> | Valve Body  |

**Thread:** Tapped #10-32

**Mounting:** In panel or bracket to 1/4" thick with two 7/16" mounting nuts and lockwashers furnished; like MQC-V2, but end is tapped #10-32 instead of threaded

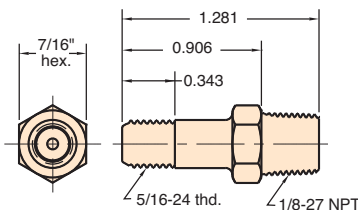
**Seals:** Nitrile

**Use:** For connection with external shut-off to external hose, use hose connectors: MQC-F, MQC-FT, MQC-F2

**Options:** (-ENP)



## Valve Body



| Part No.               | Description |
|------------------------|-------------|
| <a href="#">MQC-VP</a> | Valve Body  |

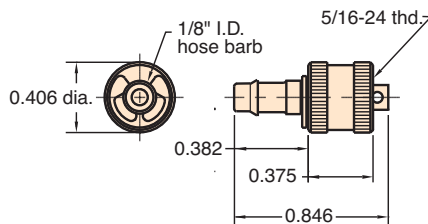
**Thread:** 1/8" NPT base; 5/16-24 body

**Use:** For connection with external shut-off to external hose, use hose connectors: MQC-F, MQC-FT, MQC-F

**Seals:** Nitrile

**Options:** (-ENP)

## 1/8" Hose Connector



| Part No.               | Description    |
|------------------------|----------------|
| <a href="#">MQC-FS</a> | Hose Connector |

**Thread:** I.D. of knurled end screws onto male end of valve bodies

**For Use With:** 1/8" I.D. Vinyl, Nitrile or braided hose

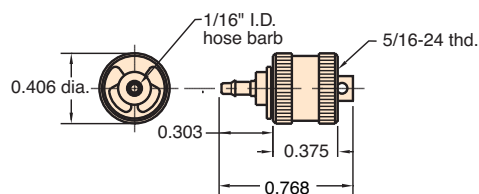
**Installation:** Simply push hose onto barbed end and secure with hose clamp 5000-1, 5000-2 or 5000-1A.

**Seals:** Nitrile

**Options:** (-ENP)

**Triple Barb:** Order [MQC-F](#)

## 1/16" Hose Connector



| Part No.                | Description    |
|-------------------------|----------------|
| <a href="#">MQC-F2S</a> | Hose Connector |

**Thread:** I.D. of knurled end screws onto male end of valve bodies

**For Use With:** Subminiature VYH1-0402-CLT 1/16" ID vinyl hose

**Installation:** Simply push hose onto barbed end and secure with slip-over hose clamp furnished

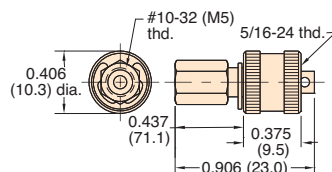
**Seals:** Nitrile

**Options:** (-ENP)

**Triple Barb:** Order [MQC-F2](#)



## #10-32 Tapped Connector



| Part No.               | Description      |
|------------------------|------------------|
| <a href="#">MQC-FT</a> | #10-32 Connector |

**Thread:** Outlet is tapped #10-32. I.D. of knurled end screws onto male end of valve bodies: MQC-V2, MQC-V3, MQC-VP

**Mounting:** Outlet mounts with #10-32 short coupling [11999](#)

**Seals:** Nitrile

**Options:** (-ENP)



**Tip** When assembling #10-32 threaded fittings with gaskets, turn the fitting in until the gasket contacts the surface. Then give the fitting less than a 1/4 turn to achieve a good seal.